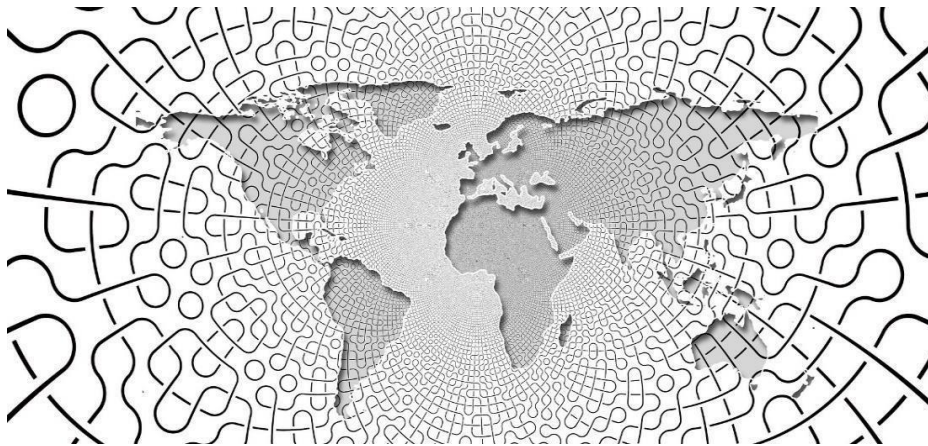


# KEY INFORMATION DOCUMENT



February  
2022

## NAGA MARKETS EUROPE LTD

This document is aimed at helping investors to better understand and compare the key features, risks, rewards and costs of different contracts for differences ("CFDs"). If you choose to enter into a CFD with NAGA Markets Europe Ltd, it is important that you remain aware of the risks involved, that you have adequate financial resources to bear such risks and that you monitor your positions carefully. If you are in any doubt about the risks involved, you should seek professional advice.

NAGA Markets Europe Ltd has prepared this document in accordance with the Packaged Retail and Insurance-based Investment Products (PRIIPs) Regulation (EU) 2017/653.



## TABLE OF CONTENTS

|   |    |
|---|----|
| Key Information Document – CFDs on FOREX.....             | 3  |
| Key Information Document – CFDs on EQUITIES.....          | 6  |
| Key Information Document – CFDs on COMMODITIES.....       | 9  |
| Key Information Document – CFDs on INDICES.....           | 12 |
| Key Information Document – CFDs on ETFs.....              | 15 |
| Key Information Document – CFDs on CRYPTOCURRENCIES ..... | 18 |

### Purpose

This document provides you with key information about this investment product. It is not marketing material. The information is required by law to help you understand the nature, risks, costs, potential gains and losses of this product and to help you compare it with other products.

### Product

**Contracts for Difference (CFDs) on Foreign Exchange (FX)** – The provider is Naga Markets Europe Limited ("NAGA") ([www.nagamarkets.com](http://www.nagamarkets.com)), a company registered in the Republic of Cyprus and regulated by the Cyprus Securities and Exchange Commission ("CySEC") with Licence No. 204/13. The Company is located at Ariadnis 7, Moutayiaka, 4531 Limassol, Cyprus. For more information, please contact us by phone +357 25041410 or by email at [support@nagamarkets.com](mailto:support@nagamarkets.com). This Key Information Document was created on 31<sup>st</sup> May 2019 and last update was done 07/02/2022.



**Alert:** You are about to purchase a product that is not suitable and may be difficult to understand

### What is this Product?

#### Type

This is a 'Contract for Difference' ("CFD"). It allows you an indirect exposure to an underlying asset. You will have no direct interest in the underlying asset. Accordingly, you can make gains or suffer losses as a result of price or value movements in relation to the underlying asset to which you have indirect exposure. A CFD on a FX pair is a leveraged product which allows you to obtain an indirect exposure to a FX pair (e.g. EUR/USD, GBP/USD, USD/JPY, etc.) by speculating on rising or falling prices. This means that you will never own the currency. Naga Markets Europe Limited offers wide range of CFDs on currency pairs available on the [website](#).

#### Objectives

The objective of trading a CFD on a currency pair is to gain exposure to movements related to the underlying currency, without owning it. Your return depends on the size of the performance (or movement), whether positive or negative, of the underlying currency and the size of your position. Therefore, you will achieve profit if your speculation on the performance (or movement) was correct, with the difference between the opening price and closing price of the underlying currency or suffer a loss of a position or all of your trading balance should the underlying currency of the CFD perform (or move) against your speculation. For more information about specific trading hours for each currency pair please refer to the website [here](#).

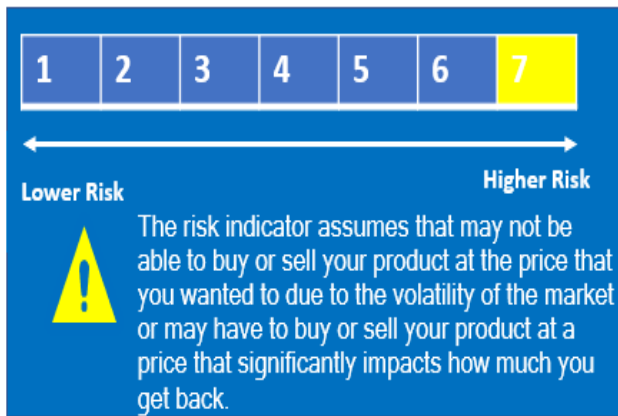
#### Intended retail investor

The provision of this product is subject to NAGA's own product governance policy and is available to clients who meet specific characteristics, with sufficient knowledge and experience in trading CFDs and the risk associated. This product would most commonly be used by persons who want to generally gain short term exposures to financial instruments/markets; are trading with funds they can afford to lose; have a diversified investment and savings portfolio; have a high-risk tolerance; and understand the risks involved.

#### Term

CFDs on currency pair do not have a fixed maturity/expiry date; hence there is no recommended holding period. You shall have sufficient funds to maintain the margin requirement to hold a position, otherwise the position will be auto closed. However, in case the account fall into the negative balance, retail clients have negative balance protection on their trading account.

### What are the risks and what could I get in return?



The summary risk indicator is a guide to the level of risk of this product compared to other products. It shows how likely it is that the product will lose money because of movements in the markets or because we are not able to pay you. We have classified this product as 7 out of 7, which is the highest risk class. This rates the potential losses from future performance at a very high level, as poor market conditions may impact our capacity to pay you. This risk is not considered in the indicator shown above.

We provide Negative Balance Protection to our clients, meaning that they will never be able to lose more funds than the amounts invested with us. Please note that there is no capital protection against market risk, credit risk or liquidity risk.

**Be aware of the currency risk.** You may receive payments in a different currency, so the final return you will get depends on the exchange rate between the two currencies. This risk is not considered in the indicator shown above.

This product does not include any protection from any future market performance so you could lose some or all your investment. However, you may benefit from the Investor Compensation funds (see the section 'what happens if we are unable to pay you'). The indicator shown above does not consider this protection.

You should carefully consider whether trading in leveraged products is appropriate for you.

## Performance Scenarios

***Market developments in the future cannot be accurately predicted. The scenarios shown are only an indication of some of the possible outcomes based on recent returns. Actual returns could be lower***

The scenarios shown below illustrate how your investment could perform. You can compare them with the scenarios of other products. The scenarios presented are an estimate of future performance based on evidence from the past on how the value of this investment varies and are not an exact indicator. What you get will vary depending on how the market performs and how long you keep the investment/product. The stress scenario shows what you might get back in extreme market circumstances, and it does not take into account the situation where we are not able to pay you. CFDs are leveraged products, a trade could result to losses greater than the invested amount in an initial position but not the invested amount in general, considering the negative balance protection.

The following assumptions have been used to create the scenarios in **Table 1**:

| CFDs on FX Pair EURUSD                               |                                   |
|--|-----------------------------------|
| EURUSD Price (P)                                     | 1.1129                            |
| Trade size (per CFD) (TS)                            | 1 Lot (100,000 units for EUR/USD) |
| Leverage (L)   | 1:30                              |
| Margin % (M)   | 3,33%                             |
| Notional Value (TN=MR x L)                           | 100,000 EUR                       |
| Investment Size (margin requirement) (MR=TS x P x M) | 3333.33 EUR                       |
| Swap charge for holding 1 day Long/Short (USD)       | -3.5/-0.65                        |

**Table 1**

| Long Trade (position held intraday) |                             |                |                 | Short Trade (position held intraday) |                             |                |                 |
|-------------------------------------|-----------------------------|----------------|-----------------|--------------------------------------|-----------------------------|----------------|-----------------|
| Scenario                            | Closing Price (inc. Spread) | Price Change % | Profit/Loss USD | Scenario                             | Closing Price (inc. Spread) | Price Change % | Profit/Loss USD |
| Stress                              | 1.00161                     | -10%           | - 11,129.0      | Stress                               | 1.22419                     | 10%            | -11,129.0       |
| Unfavourable                        | 1.10177                     | -1%            | - 1,112.9       | Unfavourable                         | 1.12402                     | 1%             | - 1,112.9       |
| Moderate                            | 1.11401                     | 0.10%          | 111.3           | Moderate                             | 1.11178                     | -0.10%         | 111.3           |
| Favourable                          | 1.12402                     | 1%             | 1,112.9         | Favourable                           | 1.10177                     | -1%            | 1,112.9         |

The figures shown include all the costs of the product itself but may not include all the costs that you pay when you sell the product or to third party advising you about this product. The figures do not take into account your personal and local tax rate scheme, which may also affect how much you get back.

#### What happens if Naga Markets Europe Ltd is unable to pay you?

In the event of default of due to insolvency, you may lose the value of your investment. If the Company is not able to fulfill its financial obligations to you, you may be eligible for compensation from the Investor Compensation fund (ICF), which provides compensation for retail investors for eligible investment up to the amount of 20,000 EUR or 90% of the cumulative covered claims of the covered investor, whichever is lowest. Full details are available on [CySEC's website](#).

#### What are the costs?

Please take your time to familiarize yourself in the list below with all one-off, ongoing, and incidental costs for which you are liable before you begin to trade CFDs.

|                  |                               |   |
|------------------|-------------------------------|---|
| One off costs    | Spread                        | Spread is the difference between the prices with which you can buy and sell. For specific Forex spread cost, please use our trading calculator <a href="#">here</a> .   |
|                  | Commission                    | The commission you pay when you buy and sell an instrument.   |
|                  | Currency Conversion           | It is the cost of converting realised profit and losses, adjustments, fees and charges that are dominated in a currency other than the base currency of your trading account  |
| Ongoing costs    | Swap/rollover/Financing costs | It is a fee or swap cost for keeping your position overnight. Open positions are rolled over daily till you decide to close the positions. For specific Forex spread cost, please use our trading calculator <a href="#">here</a> . |
| Incidental costs | Transaction fees              | fees or charges imposed depending on the specific payment methods used.   |

#### How long should I hold it and can I take money out early?

**Recommended holding period: N/A**

This product does not have a minimum recommended holding period. Provided that we are open for trading you can enter and exit positions at any time, for as long as we keep this product available.

#### How can I complain?

If you wish to make a complaint at any time, you can send an email to [complaints@nagamarkets.com](mailto:complaints@nagamarkets.com) or submit the online form via the following link [here](#). Please refer to our [Complaints Handling Policy](#) available on our website. If you are not satisfied with our final response to your complaint, you may contact the Financial Ombudsman Service (see <http://www.financialombudsman.gov.cy>).

#### Other relevant information

Please read our Terms and Policies, such as Client Agreement, Order Execution policy, Risk Disclosure notice, Client categorization policy, available at [Regulation and License | NAGA \(nagamarkets.com\)](#) which contain important information regarding your investment account which should be read in conjunction with this document.

**NAGA Markets Europe Ltd.**

Licensed and regulated by CySEC (License No. 204/13)

Ariadnis 7, Moutayiaka, CY-4531 Limassol

### Purpose

This document provides you with key information about this investment product. It is not marketing material. The information is required by law to help you understand the nature, risks, costs, potential gains and losses of this product and to help you compare it with other products.

### Product

**Contracts for Difference (CFDs) on Equities** – The provider is Naga Markets Europe Limited ("NAGA") ([www.nagamarkets.com](http://www.nagamarkets.com)), a company registered in the Republic of Cyprus and regulated by the Cyprus Securities and Exchange Commission ("CySEC") with Licence No. 204/13. The Company is located at Ariadnis 7, Moutayiaka, 4531 Limassol, Cyprus. For more information, please contact us by phone +357 25041410 or by email at [support@nagamarkets.com](mailto:support@nagamarkets.com). This Key Information Document was created on 31<sup>st</sup> May 2019 and last update was done 07/02/2022.



**Alert:** You are about to purchase a product that is not suitable and may be difficult to understand

### What is this Product?

#### Type

This is a 'Contract for Difference' ("CFD"). It allows you an indirect exposure to an underlying asset. You will have no direct interest in the underlying asset. Accordingly, you can make gains or suffer losses as a result of price or value movements in relation to the underlying asset to which you have indirect exposure. A CFD on an Equity is a leveraged product which allows you to obtain an indirect exposure to an equity (e.g. Apple, Gazprom, Tesla Motors, etc.) by speculating on rising or falling prices. This means that you will never own the equity, but you will make gains or suffer losses as a result of price movements in the underlying asset to which you have the indirect exposure. Equities, also known as shares or stocks, represent units into which a company's capital is divided for investment and ownership purposes. Naga Markets Europe Limited offers wide range of CFDs on equities available on the [website](#).

#### Objectives

The objective of trading a CFD on an equity is to gain exposure to movements related to the underlying equity, without owning it. Your return depends on the size of the performance (or movement), whether positive or negative, of the underlying equity and the size of your position. Therefore, you will achieve profit if your speculation on the performance (or movement) was correct, with the difference between the opening price and closing price of the underlying equity, or suffer a loss of a position or all of your trading balance should the underlying equity of the CFD perform (or move) against your speculation. For more information about specific trading hours for each equity please refer to the website [here](#).

#### Intended retail investor

The provision of this product is subject to NAGA's own product governance policy and is available to clients who meet specific characteristics, with sufficient knowledge and experience in trading CFDs and the risk associated. This product would most commonly be used by persons who want to generally gain short term exposures to financial instruments/markets; are trading with funds they can afford to lose; have a diversified investment and savings portfolio; have a high-risk tolerance; and understand the risks involved.

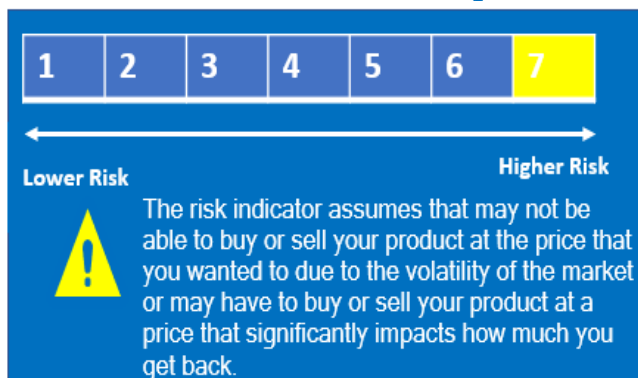
#### Term

CFDs on equities do not have a fixed maturity/expiry date; hence there is no recommended holding period. You shall have sufficient funds to maintain the margin requirement to hold a position, otherwise the position will be auto closed. However, in case the account fall into the negative balance, retail clients have



negative balance protection on their trading account.

### What are the risks and what could I get in return?



The summary risk indicator is a guide to the level of risk of this product compared to other products. It shows how likely it is that the product will lose money because of movements in the markets or because we are not able to pay you. We have classified this product as 7 out of 7, which is the highest risk class. This rates the potential losses from future performance at a very high level, as poor market conditions may impact our capacity to pay you. This risk is not considered in the indicator shown above.

We provide Negative Balance Protection to our clients, meaning that they will never be able to lose more funds than the amounts invested with us. Please note that there is no capital protection against market risk, credit risk or liquidity risk.

**Be aware of the currency risk.** You may receive payments in a different currency, so the final return you will get depends on the exchange rate between the two currencies. This risk is not considered in the indicator shown above.

This product does not include any protection from any future market performance so you could lose some or all your investment. However, you may benefit from the Investor Compensation funds (see the section 'what happens if we are unable to pay you'). The indicator shown above does not consider this protection.

You should carefully consider whether trading in leveraged products is appropriate for you.

### Performance Scenarios

***Market developments in the future cannot be accurately predicted. The scenarios shown are only an indication of some of the possible outcomes based on recent returns. Actual returns could be lower.***

The scenarios shown below illustrate how your investment could perform. You can compare them with the scenarios of other products. The scenarios presented are an estimate of future performance based on evidence from the past on how the value of this investment varies and are not an exact indicator. What you get will vary depending on how the market performs and how long you keep the investment/product. The stress scenario shows what you might get back in extreme market circumstances, and it does not take into account the situation where we are not able to pay you. CFDs are leveraged products, a trade could result to losses greater than the invested amount in an initial position but not the invested amount in general, considering the negative balance protection.

The following assumptions have been used to create the scenarios in **Table 1**:

| 1000 CFDs on AAPL.OQ                           |               |
|--|---------------|
| AAPL.OQ Price                                  | 178.31        |
| Trade size (per CFD) (TS)                      | 1 Lot (1 CFD) |
| Leverage (L)                                   | 1:5           |
| Margin % (M)                                   | 20%           |
| Notional Value (TN=MR x L)                     | 178,310 USD   |
| Investment Size (margin requirement)           | 35,662 USD    |
| Commission Charge (5 Euro / Trade)             | 5 EUR         |
| Swap charge for holding 1 day Long/Short (USD) | -0.85/-0.82   |

**NAGA Markets Europe Ltd.**

Licensed and regulated by CySEC (License No. 204/13)

Ariadnis 7, Moutayiaka, CY-4531 Limassol

**Table 1**

| Long Trade (position held intraday) |                             |                |                 | Short Trade (position held intraday) |                             |                |                 |
|-------------------------------------|-----------------------------|----------------|-----------------|--------------------------------------|-----------------------------|----------------|-----------------|
| Scenario                            | Closing Price (inc. Spread) | Price Change % | Profit/Loss USD | Scenario                             | Closing Price (inc. Spread) | Price Change % | Profit/Loss USD |
| Stress                              | 71.32                       | -60%           | - 106,986.0     | Stress                               | 285.30                      | 60%            | - 106,986.0     |
| Unfavourable                        | 160.48                      | -10%           | - 17,831.0      | Unfavourable                         | 196.14                      | 10%            | - 17,831.0      |
| Moderate                            | 180.09                      | 1%             | 1,783.0         | Moderate                             | 176.53                      | -1.00%         | 1,783.0         |
| Favourable                          | 196.14                      | 10%            | 17,831.0        | Favourable                           | 160.48                      | -10%           | 17,831.0        |

The figures shown include all the costs of the product itself but may not include all the costs that you pay when you sell the product or to third party advising you about this product. The figures do not take into account your personal and local tax rate scheme, which may also affect how much you get back.

#### What happens if Naga Markets Europe Ltd is unable to pay you?

In the event of default of due to insolvency, you may lose the value of your investment. If the Company is not able to fulfill its financial obligations to you, you may be eligible for compensation from the Investor Compensation fund (ICF), which provides compensation for retail investors for eligible investment up to the amount of 20,000 EUR or 90% of the cumulative covered claims of the covered investor, whichever is lowest. Full details are available on [CySEC's website](#).

#### What are the costs?

Please take your time to familiarize yourself in the list below with all one-off, ongoing, and incidental costs for which you are liable before you begin to trade CFDs.

|                  |                               |   |
|------------------|-------------------------------|---|
| One off costs    | Spread                        | Spread is the difference between the prices with which you can buy and sell. For specific Forex spread cost, please use our trading calculator <a href="#">here</a> .   |
|                  | Commission                    | The commission you pay when you buy and sell an instrument.   |
|                  | Currency Conversion           | It is the cost of converting realised profit and losses, adjustments, fees and charges that are dominated in a currency other than the base currency of your trading account  |
| Ongoing costs    | Swap/rollover/Financing costs | It is a fee or swap cost for keeping your position overnight. Open positions are rolled over daily till you decide to close the positions. For specific Forex spread cost, please use our trading calculator <a href="#">here</a> . |
| Incidental costs | Transaction fees              | fees or charges imposed depending on the specific payment methods used.   |

#### How long should I hold it and can I take money out early?

**Recommended holding period: N/A**

This product does not have a minimum recommended holding period. Provided that we are open for trading you can enter and exit positions at any time, for as long as we keep this product available.

#### How can I complain?

If you wish to make a complaint at any time, you can send an email to [complaints@nagamarkets.com](mailto:complaints@nagamarkets.com) or submit the online form via the following link [here](#). Please refer to our [Complaints Handling Policy](#) available on our website. If you are not satisfied with our final response to your complaint, you may contact the Financial Ombudsman Service (see <http://www.financialombudsman.gov.cy>).

#### Other relevant information

Please read our Terms and Policies, such as Client Agreement, Order Execution policy, Risk Disclosure notice, Client categorization policy, available at [Regulation and License | NAGA \(nagamarkets.com\)](#) which contain important information regarding your investment account which should be read in conjunction with this document.

#### NAGA Markets Europe Ltd.

Licensed and regulated by CySEC (License No. 204/13)

Ariadnis 7, Moutayiaka, CY-4531 Limassol



### Purpose

This document provides you with key information about this investment product. It is not marketing material. The information is required by law to help you understand the nature, risks, costs, potential gains and losses of this product and to help you compare it with other products.

### Product

**Contracts for Difference (CFDs) on Commodities** – The provider is Naga Markets Europe Limited ("NAGA") ([www.nagamarkets.com](http://www.nagamarkets.com)), a company registered in the Republic of Cyprus and regulated by the Cyprus Securities and Exchange Commission ("CySEC") with Licence No. 204/13. The Company is located at Ariadnis 7, Moutayiaka, 4531 Limassol, Cyprus. For more information, please contact us by phone +357 25041410 or by email at [support@nagamarkets.com](mailto:support@nagamarkets.com). This Key Information Document was created on 31<sup>st</sup> May 2019 and last update was done 07/02/2022.



**Alert:** You are about to purchase a product that is not suitable and may be difficult to understand

### What is this Product?

#### Type

This is a 'Contract for Difference' ("CFD"). It allows you an indirect exposure to an underlying asset. You will have no direct interest in the underlying asset. Accordingly, you can make gains or suffer losses as a result of price or value movements in relation to the underlying asset to which you have indirect exposure. A CFD on a commodity is a leveraged product which allows you to obtain an indirect exposure to a commodity (e.g., Gold, Silver, Oil, etc.) by speculating on rising or falling prices. This means that you will never own the commodity, but you will make gains or suffer losses as a result of price movements in the underlying asset to which you have the indirect exposure. A commodity is a raw material or primary agricultural product used in commerce. Naga Markets Europe Limited offers wide range of CFDs on Commodities available on the [website](#).

#### Objectives

The objective of trading a CFD on a commodity is to gain exposure to movements related to the underlying commodity, without owning it. Your return depends on the size of the performance (or movement), whether positive or negative, of the underlying commodity and the size of your position. Therefore, you will achieve profit if your speculation on the performance (or movement) was correct, with the difference between the opening price and closing price of the underlying commodity, or suffer a loss of a position or all your total trading

balance should the underlying commodity of the CFD perform (or move) against your speculation. For more information about specific trading hours for each commodity please refer to the website [here](#).

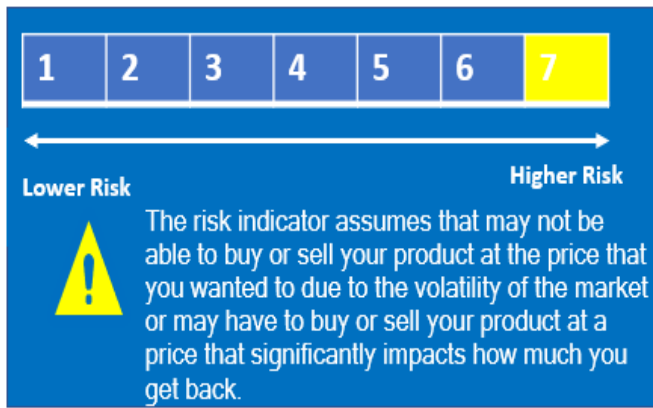
#### Intended retail investor

The provision of this product is subject to NAGA's own product governance policy and is available to clients who meet specific characteristics, with sufficient knowledge and experience in trading CFDs and the risk associated. This product would most commonly be used by persons who want to generally gain short term exposures to financial instruments/markets; are trading with funds they can afford to lose; have a diversified investment and savings portfolio; have a high-risk tolerance; and understand the risks involved.

#### Term

CFDs on commodities do not have a fixed maturity/expiry date; hence there is no recommended holding period. You shall have sufficient funds to maintain the margin requirement to hold a position, otherwise the position will be auto closed. However, in case the account fall into the negative balance, retail clients have negative balance protection on their trading account.

### What are the risks and what could I get in return?



The summary risk indicator is a guide to the level of risk of this product compared to other products. It shows how likely it is that the product will lose money because of movements in the markets or because we are not able to pay you. We have classified this product as 7 out of 7, which is the highest risk class. This rates the potential losses from future performance at a very high level, as poor market conditions may impact our capacity to pay you. This risk is not considered in the indicator shown above.

We provide Negative Balance Protection to our clients, meaning that they will never be able to lose more funds than the amounts invested with us. Please note that there is no capital protection against market risk, credit risk or liquidity risk.

**Be aware of the currency risk.** You may receive payments in a different currency, so the final return you will get depends on the exchange rate between the two currencies. This risk is not considered in the indicator shown above.

This product does not include any protection from any future market performance so you could lose some or all your investment. However, you may benefit from the Investor Compensation Fund (ICF), (see the section 'what happens if we are unable to pay you'). The indicator shown above does not consider this protection.

You should carefully consider whether trading in leveraged products is appropriate for you.

## Performance Scenarios

***Market developments in the future cannot be accurately predicted. The scenarios shown are only an indication of some of the possible outcomes based on recent returns. Actual returns could be lower.***

The scenarios shown below illustrate how your investment could perform. You can compare them with the scenarios of other products. The scenarios presented are an estimate of future performance based on evidence from the past on how the value of this investment varies and are not an exact indicator. What you get will vary depending on how the market performs and how long you keep the investment/product. The stress scenario shows what you might get back in extreme market circumstances, and it does not take into account the situation where we are not able to pay you. CFDs are leveraged products, a trade could result to losses greater than the invested amount in an initial position but not the invested amount in general, considering the negative balance protection.

The following assumptions have been used to create the scenarios in **Table 1**:

| 0.5 CFDs on XAUUSD                             |              |
|--|--------------|
| XAUUSD Price                                   | 1293.85      |
| Leverage (L)                                   | 1:5          |
| Margin % (M)                                   | 20%          |
| Notional Value (TN=MR x L)                     | 64,692.5 USD |
| Investment Size (margin requirement)           | 12,938.5 USD |
| Swap charge for holding 1 day Long/Short (USD) | -1.99/-1.1   |

**Table 1**

**NAGA Markets Europe Ltd.**

Licensed and regulated by CySEC (License No. 204/13)

Ariadnis 7, Moutayiaka, CY-4531 Limassol

| Long Trade (position held intraday) |                             |                |                 | Short Trade (position held intraday) |                             |                |                 |
|-------------------------------------|-----------------------------|----------------|-----------------|--------------------------------------|-----------------------------|----------------|-----------------|
| Scenario                            | Closing Price (inc. Spread) | Price Change % | Profit/Loss USD | Scenario                             | Closing Price (inc. Spread) | Price Change % | Profit/Loss USD |
| Stress                              | 1,164.47                    | -10%           | - 6,469.3       | Stress                               | 1,423.24                    | 10%            | - 6,469.3       |
| Unfavourable                        | 1,280.91                    | -1%            | - 646.9         | Unfavourable                         | 1,306.79                    | 1%             | - 646.9         |
| Moderate                            | 1,295.14                    | 0.1%           | 64.7            | Moderate                             | 1,292.56                    | -0.10%         | 64.7            |
| Favourable                          | 1,306.79                    | 1%             | 646.9           | Favourable                           | 1,280.91                    | -1%            | 646.9           |

The figures shown include all the costs of the product itself but may not include all the costs that you pay when you sell the product or to third party advising you about this product. The figures do not take into account your personal and local tax rate scheme, which may also affect how much you get back.

#### What happens if Naga Markets Europe Ltd is unable to pay you?

In the event of default of due to insolvency, you may lose the value of your investment. If the Company is not able to fulfill its financial obligations to you, you may be eligible for compensation from the Investor Compensation fund (ICF), which provides compensation for retail investors for eligible investment up to the amount of 20,000 EUR or 90% of the cumulative covered claims of the covered investor, whichever is lowest. Full details are available on [CySEC's website](#).

#### What are the costs?

Please take your time to familiarize yourself in the list below with all one-off, ongoing, and incidental costs for which you are liable before you begin to trade CFDs.

|                  |                               |   |
|------------------|-------------------------------|---|
| One off costs    | Spread                        | Spread is the difference between the prices with which you can buy and sell. For specific Forex spread cost, please use our trading calculator <a href="#">here</a> .   |
|                  | Commission                    | The commission you pay when you buy and sell an instrument.   |
|                  | Currency Conversion           | It is the cost of converting realised profit and losses, adjustments, fees and charges that are dominated in a currency other than the base currency of your trading account  |
| Ongoing costs    | Swap/rollover/Financing costs | It is a fee or swap cost for keeping your position overnight. Open positions are rolled over daily till you decide to close the positions. For specific Forex spread cost, please use our trading calculator <a href="#">here</a> . |
| Incidental costs | Transaction fees              | Fees or charges imposed depending on the specific payment methods used.   |

#### How long should I hold it and can I take money out early?

##### Recommended holding period: N/A

This product does not have a minimum recommended holding period. Provided that we are open for trading you can enter and exit positions at any time, for as long as we keep this product available.

#### How can I complain?

If you wish to make a complaint at any time, you can send an email to [complaints@nagamarkets.com](mailto:complaints@nagamarkets.com) or submit the online form via the following link [here](#). Please refer to our [Complaints Handling Policy](#) available on our website. If you are not satisfied with our final response to your complaint, you may contact the Financial Ombudsman Service (see <http://www.financialombudsman.gov.cy>).

#### Other relevant information

Please read our Terms and Policies, such as Client Agreement, Order Execution policy, Risk Disclosure notice, Client categorization policy, available at [Regulation and License | NAGA \(nagamarkets.com\)](#) which contain important information regarding your investment account which should be read in conjunction with this document.

#### NAGA Markets Europe Ltd.

Licensed and regulated by CySEC (License No. 204/13)

Ariadnis 7, Moutayiaka, CY-4531 Limassol

### Purpose

This document provides you with key information about this investment product. It is not marketing material. The information is required by law to help you understand the nature, risks, costs, potential gains and losses of this product and to help you compare it with other products.

### Product

**Contracts for Difference (CFDs) on Indices** – The provider is Naga Markets Europe Limited ("NAGA") ([www.nagamarkets.com](http://www.nagamarkets.com)), a company registered in the Republic of Cyprus and regulated by the Cyprus Securities and Exchange Commission ("CySEC") with Licence No. 204/13. The Company is located at Ariadnis 7, Moutayiaka, 4531 Limassol, Cyprus. For more information, please contact us by phone +357 25041410 or by email at [support@nagamarkets.com](mailto:support@nagamarkets.com). This Key Information Document was created on 31<sup>st</sup> May 2019 and last update was done 07/02/2022.



**Alert:** You are about to purchase a product that is not suitable and may be difficult to understand

### What is this Product?

#### Type

This is a 'Contract for Difference' ("CFD"). It allows you an indirect exposure to an underlying asset. You will have no direct interest in the underlying asset. Accordingly, you can make gains or suffer losses as a result of price or value movements in relation to the underlying asset to which you have indirect exposure. A CFD on an Index is a leveraged product which allows you to obtain an indirect exposure to a financial index (e.g. MICEX, Tel Aviv 35, FTSE 100, etc.) by speculating on rising or falling prices. This means that you will never own the index, but you will make gains or suffer losses as a result of price movements in the underlying asset to which you have the indirect exposure. An index is a portfolio of securities used to measure the value of a particular market or a segment of it. This means that you will never own the index. Naga Markets Europe Limited offers wide range of CFDs on indices available on the [website](#).

#### Objectives

The objective of trading a CFD on an index is to gain exposure to movements related to the underlying index, without owning it. Your return depends on the size of the performance (or movement), whether positive or negative, of the underlying index and the size of your position. Therefore, you will achieve profit if your speculation on the performance (or movement) was correct, with the difference between the opening price and closing price of the underlying index, or suffer a loss of a position or all of your trading balance should the underlying index of the CFD perform (or move) against your speculation. For more information about specific trading hours for each index please refer to the website [here](#).

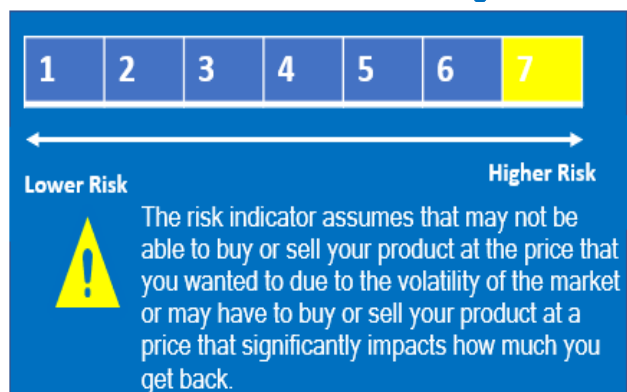
#### Intended retail investor

The provision of this product is subject to NAGA's own product governance policy and is available to clients who meet specific characteristics, with sufficient knowledge and experience in trading CFDs and the risk associated. This product would most commonly be used by persons who want to generally gain short term exposures to financial instruments/markets; are trading with funds they can afford to lose; have a diversified investment and savings portfolio; have a high-risk tolerance; and understand the risks involved.

#### Term

CFDs on indices do not have a fixed maturity/expiry date; hence there is no recommended holding period. You shall have sufficient funds to maintain the margin requirement to hold a position, otherwise the position will be auto closed. However, in case the account fall into the negative balance, retail clients have negative balance protection on their trading account.

## What are the risks and what could I get in return?



The summary risk indicator is a guide to the level of risk of this product compared to other products. It shows how likely it is that the product will lose money because of movements in the markets or because we are not able to pay you. We have classified this product as 7 out of 7, which is the highest risk class. This rates the potential losses from future performance at a very high level, as poor market conditions may impact our capacity to pay you. This risk is not considered in the indicator shown above.

We provide Negative Balance Protection to our clients, meaning that they will never be able to lose more funds than the amounts invested with us. Please note that there is no capital protection against market risk, credit risk or liquidity risk.

**Be aware of the currency risk.** You may receive payments in a different currency, so the final return you will get depends on the exchange rate between the two currencies. This risk is not considered in the indicator shown above.

This product does not include any protection from any future market performance so you could lose some or all your investment. However, you may benefit from the Investor Compensation funds (see the section 'what happens if we are unable to pay you'). The indicator shown above does not consider this protection.

You should carefully consider whether trading in leveraged products is appropriate for you.

## Performance Scenarios

***Market developments in the future cannot be accurately predicted. The scenarios shown are only an indication of some of the possible outcomes based on recent returns. Actual returns could be lower.***

The scenarios shown below illustrate how your investment could perform. You can compare them with the scenarios of other products. The scenarios presented are an estimate of future performance based on evidence from the past on how the value of this investment varies and are not an exact indicator. What you get will vary depending on how the market performs and how long you keep the investment/product. The stress scenario shows what you might get back in extreme market circumstances, and it does not take into account the situation where we are not able to pay you. CFDs are leveraged products, a trade could result to losses greater than the invested amount in an initial position but not the invested amount in general, considering the negative balance protection.

The following assumptions have been used to create the scenarios in **Table 1**:

| 5 CFDs on German30                             |              |
|--|--------------|
| German30 Price                                 | 11748.6      |
| Leverage (L)                                   | 1:5          |
| Margin % (M)                                   | 20%          |
| Notional Value (TN=MR x L)                     | 58,743 EUR   |
| Investment Size (margin requirement)           | 11,748.6 EUR |
| Swap charge for holding 1 day Long/Short (USD) | -5.12/-7.68  |

**Table 1**

**NAGA Markets Europe Ltd.**

Licensed and regulated by CySEC (License No. 204/13)

Ariadnis 7, Moutayiaka, CY-4531 Limassol



| Long Trade (position held intraday) |                             |                |                 | Short Trade (position held intraday) |                             |                |                 |
|-------------------------------------|-----------------------------|----------------|-----------------|--------------------------------------|-----------------------------|----------------|-----------------|
| Scenario                            | Closing Price (inc. Spread) | Price Change % | Profit/Loss EUR | Scenario                             | Closing Price (inc. Spread) | Price Change % | Profit/Loss EUR |
| Stress                              | 10,573.74                   | -10%           | - 5,874.3       | Stress                               | 12,923.46                   | 10%            | - 5,874.3       |
| Unfavourable                        | 11,631.11                   | -1%            | 587.4           | Unfavourable                         | 11,866.09                   | 1%             | 587.4           |
| Moderate                            | 11,760.35                   | 0.1%           | 58.7            | Moderate                             | 11,736.85                   | -0.10%         | 58.7            |
| Favourable                          | 11,866.09                   | 1%             | 587.4           | Favourable                           | 11,631.11                   | -1%            | 587.4           |

The figures shown include all the costs of the product itself but may not include all the costs that you pay when you sell the product or to third party advising you about this product. The figures do not take into account your personal and local tax rate scheme, which may also affect how much you get back.

#### What happens if Naga Markets Europe Ltd is unable to pay you?

In the event of default of due to insolvency, you may lose the value of your investment. If the Company is not able to fulfill its financial obligations to you, you may be eligible for compensation from the Investor Compensation fund (ICF), which provides compensation for retail investors for eligible investment up to the amount of 20,000 EUR or 90% of the cumulative covered claims of the covered investor, whichever is lowest. Full details are available on [CySEC's website](#).

#### What are the costs?

Please take your time to familiarize yourself in the list below with all one-off, ongoing, and incidental costs for which you are liable before you begin to trade CFDs.

|                  |                               |   |
|------------------|-------------------------------|---|
| One off costs    | Spread                        | Spread is the difference between the prices with which you can buy and sell. For specific Forex spread cost, please use our trading calculator <a href="#">here</a> .   |
|                  | Commission                    | The commission you pay when you buy and sell an instrument.   |
|                  | Currency Conversion           | It is the cost of converting realised profit and losses, adjustments, fees and charges that are dominated in a currency other than the base currency of your trading account  |
| Ongoing costs    | Swap/rollover/Financing costs | It is a fee or swap cost for keeping your position overnight. Open positions are rolled over daily till you decide to close the positions. For specific Forex spread cost, please use our trading calculator <a href="#">here</a> . |
| Incidental costs | Transaction fees              | fees or charges imposed depending on the specific payment methods used.   |

#### How long should I hold it and can I take money out early?

**Recommended holding period: N/A**

This product does not have a minimum recommended holding period. Provided that we are open for trading you can enter and exit positions at any time, for as long as we keep this product available.

#### How can I complain?

If you wish to make a complaint at any time, you can send an email to [complaints@nagamarkets.com](mailto:complaints@nagamarkets.com) or submit the online form via the following link [here](#). Please refer to our [Complaints Handling Policy](#) available on our website. If you are not satisfied with our final response to your complaint, you may contact the Financial Ombudsman Service (see <http://www.financialombudsman.gov.cy>).

#### Other relevant information

Please read our Terms and Policies, such as Client Agreement, Order Execution policy, Risk Disclosure notice, Client categorization policy, available at [Regulation and License | NAGA \(nagamarkets.com\)](#) which contain important information regarding your investment account which should be read in conjunction with this document.



### Purpose

This document provides you with key information about this investment product. It is not marketing material. The information is required by law to help you understand the nature, risks, costs, potential gains and losses of this product and to help you compare it with other products.

### Product

**Contracts for Difference (CFDs) on ETFs** – The provider is Naga Markets Europe Limited ("NAGA") ([www.nagamarkets.com](http://www.nagamarkets.com)), a company registered in the Republic of Cyprus and regulated by the Cyprus Securities and Exchange Commission ("CySEC") with Licence No. 204/13. The Company is located at Ariadnis 7, Moutayiaka, 4531 Limassol, Cyprus. For more information, please contact us by phone +357 25041410 or by email at [support@nagamarkets.com](mailto:support@nagamarkets.com). This Key Information Document was created on 31<sup>st</sup> May 2019 and last update was done 07/02/2022.



**Alert:** You are about to purchase a product that is not suitable and may be difficult to understand

### What is this Product?

#### Type

This is a 'Contract for Difference' ("CFD"). It allows you an indirect exposure to an underlying asset. You will have no direct interest in the underlying asset. Accordingly, you can make gains or suffer losses as a result of price or value movements in relation to the underlying asset to which you have indirect exposure. A CFD on an ETF is a leveraged product which allows you to obtain an indirect exposure to a ETF (e.g. USG-Gas Fund, iShares DAX, ETFS Gold, etc.) by speculating on rising or falling prices. This means that you will never own the ETF, but you will make gains or suffer losses as a result of price movements in the underlying asset to which you have the indirect exposure. An ETF tracks the performance of an index or commodity and is traded like a common stock on a stock exchange. This means that you will never own the ETF. Naga Markets Europe Limited offers wide range of CFDs on ETFs available on the [website](#).

#### Objectives

The objective of trading a CFD on an ETF is to gain exposure to movements related to the underlying ETF, without owning it. Your return depends on the size of the performance (or movement), whether positive or negative, of the underlying ETF and the size of your position. Therefore, you will achieve profit if your speculation on the performance (or movement) was correct, with the difference between the opening price and closing price of the underlying ETF, or suffer a loss of a position or all of your trading balance should the underlying ETF of the CFD perform (or move) against your speculation. For more information about specific trading hours for each ETF please refer to the website [here](#).

#### Intended retail investor

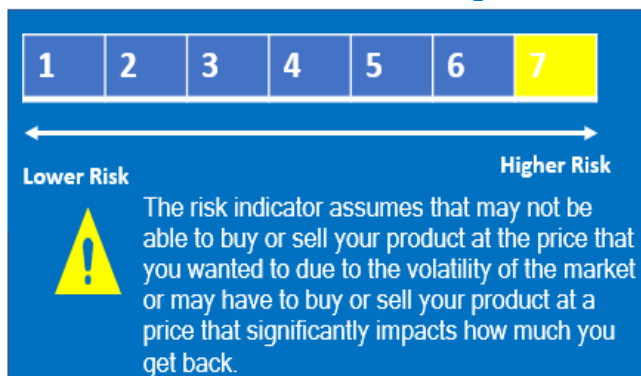
The provision of this product is subject to NAGA's own product governance policy and is available to clients who meet specific characteristics, with sufficient knowledge and experience in trading CFDs and the risk associated. This product would most commonly be used by persons who want to generally gain short term exposures to financial instruments/markets; are trading with funds they can afford to lose; have a diversified investment and savings portfolio; have a high-risk tolerance; and understand the risks involved.

#### Term

CFDs on ETF do not have a fixed maturity/expiry date; hence there is no recommended holding period. You shall have sufficient funds to maintain the margin requirement to hold a position, otherwise the position will be auto closed. However, in case the account fall into the negative balance, retail clients have

negative balance protection on their trading account.

### What are the risks and what could I get in return?



The summary risk indicator is a guide to the level of risk of this product compared to other products. It shows how likely it is that the product will lose money because of movements in the markets or because we are not able to pay you. We have classified this product as 7 out of 7, which is the highest risk class. This rates the potential losses from future performance at a very high level, as poor market conditions may impact our capacity to pay you. This risk is not considered in the indicator shown above.

We provide Negative Balance Protection to our clients, meaning that they will never be able to lose more funds than the amounts invested with us. Please note that there is no capital protection against market risk, credit risk or liquidity risk.

**Be aware of the currency risk.** You may receive payments in a different currency, so the final return you will get depends on the exchange rate between the two currencies. This risk is not considered in the indicator shown above.

This product does not include any protection from any future market performance so you could lose some or all your investment. However, you may benefit from the Investor Compensation funds (see the section 'what happens if we are unable to pay you'). The indicator shown above does not consider this protection.

You should carefully consider whether trading in leveraged products is appropriate for you.

### Performance Scenarios

***Market developments in the future cannot be accurately predicted. The scenarios shown are only an indication of some of the possible outcomes based on recent returns. Actual returns could be lower.***

The scenarios shown below illustrate how your investment could perform. You can compare them with the scenarios of other products. The scenarios presented are an estimate of future performance based on evidence from the past on how the value of this investment varies and are not an exact indicator. What you get will vary depending on how the market performs and how long you keep the investment/product. The stress scenario shows what you might get back in extreme market circumstances, and it does not take into account the situation where we are not able to pay you. CFDs are leveraged products, a trade could result to losses greater than the invested amount in an initial position but not the invested amount in general, considering the negative balance protection.

The following assumptions have been used to create the scenarios in **Table 1**:

| 10 CFDs on DIA.P                               |             |
|--|-------------|
| DIA.P Price                                    | 251.85      |
| Leverage (L)                                   | 1:5         |
| Margin % (M)                                   | 20%         |
| Notional Value (TN=MR x L)                     | 2,518.5 USD |
| Investment Size (margin requirement)           | 503.7 USD   |
| Commission Charge (5 Euro / Trade)             | 5.04 USD    |
| Swap charge for holding 1 day Long/Short (USD) | -16/-16     |

**NAGA Markets Europe Ltd.**

Licensed and regulated by CySEC (License No. 204/13)

Ariadnis 7, Moutayiaka, CY-4531 Limassol

**Table 1**

| Long Trade (position held intraday) |                             |                |                 | Short Trade (position held intraday) |                             |                |                 |
|-------------------------------------|-----------------------------|----------------|-----------------|--------------------------------------|-----------------------------|----------------|-----------------|
| Scenario                            | Closing Price (inc. Spread) | Price Change % | Profit/Loss EUR | Scenario                             | Closing Price (inc. Spread) | Price Change % | Profit/Loss EUR |
| Stress                              | 100.74                      | -60%           | - 1,511.1       | Stress                               | 402.96                      | 60%            | - 1,511.1       |
| Unfavourable                        | 226.67                      | -10%           | - 251.9         | Unfavourable                         | 277.04                      | 10%            | - 251.9         |
| Moderate                            | 254.37                      | 1%             | 25.2            | Moderate                             | 249.33                      | -1.00%         | 25.2            |
| Favourable                          | 277.04                      | 10%            | 251.9           | Favourable                           | 226.67                      | -10%           | 251.9           |

The figures shown include all the costs of the product itself but may not include all the costs that you pay when you sell the product or to third party advising you about this product. The figures do not take into account your personal and local tax rate scheme, which may also affect how much you get back.

#### What happens if Naga Markets Europe Ltd is unable to pay you?

In the event of default of due to insolvency, you may lose the value of your investment. If the Company is not able to fulfill its financial obligations to you, you may be eligible for compensation from the Investor Compensation fund (ICF), which provides compensation for retail investors for eligible investment up to the amount of 20,000 EUR or 90% of the cumulative covered claims of the covered investor, whichever is lowest. Full details are available on [CySEC's website](#).

#### What are the costs?

Please take your time to familiarize yourself in the list below with all one-off, ongoing, and incidental costs for which you are liable before you begin to trade CFDs.

|                  |                               |   |
|------------------|-------------------------------|---|
| One off costs    | Spread                        | Spread is the difference between the prices with which you can buy and sell. For specific Forex spread cost, please use our trading calculator <a href="#">here</a> .   |
|                  | Commission                    | The commission you pay when you buy and sell an instrument.   |
|                  | Currency Conversion           | It is the cost of converting realised profit and losses, adjustments, fees and charges that are dominated in a currency other than the base currency of your trading account  |
| Ongoing costs    | Swap/rollover/Financing costs | It is a fee or swap cost for keeping your position overnight. Open positions are rolled over daily till you decide to close the positions. For specific Forex spread cost, please use our trading calculator <a href="#">here</a> . |
| Incidental costs | Transaction fees              | fees or charges imposed depending on the specific payment methods used.   |

#### How long should I hold it and can I take money out early?

**Recommended holding period: N/A**

This product does not have a minimum recommended holding period. Provided that we are open for trading you can enter and exit positions at any time, for as long as we keep this product available.

#### How can I complain?

If you wish to make a complaint at any time, you can send an email to [complaints@nagamarkets.com](mailto:complaints@nagamarkets.com) or submit the online form via the following link [here](#). Please refer to our [Complaints Handling Policy](#) available on our website. If you are not satisfied with our final response to your complaint, you may contact the Financial Ombudsman Service (see <http://www.financialombudsman.gov.cy>).

#### Other relevant information

Please read our Terms and Policies, such as Client Agreement, Order Execution policy, Risk Disclosure notice, Client categorization policy, available at [Regulation and License | NAGA \(nagamarkets.com\)](#) which contain important information regarding your investment account which should be read in conjunction with this document.

#### NAGA Markets Europe Ltd.

Licensed and regulated by CySEC (License No. 204/13)

Ariadnis 7, Moutayiaka, CY-4531 Limassol

### Purpose

This document provides you with key information about this investment product. It is not marketing material. The information is required by law to help you understand the nature, risks, costs, potential gains and losses of this product and to help you compare it with other products.

### Product

**Contracts for Difference (CFDs) on Cryptocurrencies** – The provider is Naga Markets Europe Limited ("NAGA") ([www.nagamarkets.com](http://www.nagamarkets.com)), a company registered in the Republic of Cyprus and regulated by the Cyprus Securities and Exchange Commission ("CySEC") with Licence No. 204/13. The Company is located at Ariadnis 7, Moutayiaka, 4531 Limassol, Cyprus. For more information, please contact us by phone +357 25041410 or by email at [support@nagamarkets.com](mailto:support@nagamarkets.com). This Key Information Document was created on 31<sup>st</sup> May 2019 and last update was done 07/02/2022.



**Alert:** You are about to purchase a product that is not suitable and may be difficult to understand

### What is this Product?

#### Type

This is a 'Contract for Difference' ("CFD"). It allows you an indirect exposure to an underlying asset. You will have no direct interest in the underlying asset. Accordingly, you can make gains or suffer losses as a result of price or value movements in relation to the underlying asset to which you have indirect exposure. A CFD on a Cryptocurrency is a leveraged product which allows you to obtain an indirect exposure to cryptocurrency (e.g., Bitcoin, Bitcoin Cash, Ethereum, Litecoin, etc.) by speculating on rising or falling prices. This means that you will never own the cryptocurrency, but you will make gains or suffer losses as a result of price movements in the underlying asset to which you have the indirect exposure. Naga Markets Europe Limited offers wide range of Cryptocurrencies available on the [website](#).

#### Objectives

The objective of trading a CFD on a cryptocurrency is to gain exposure to movements related to the underlying cryptocurrency, without owning it. Your return depends on the size of the performance (or movement), whether positive or negative, of the underlying cryptocurrency and the size of your position. Therefore, you will achieve profit if your speculation on the performance (or movement) was correct, with the difference between the opening price and closing price of the underlying cryptocurrency, or suffer a loss of a position or all your trading balance should the underlying cryptocurrency of the CFD perform (or move) against your speculation. For more information about specific trading hours for each cryptocurrency please refer to the website [here](#).

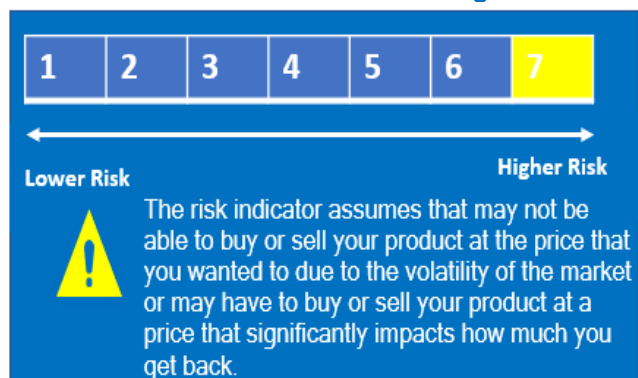
#### Intended retail investor

The provision of this product is subject to NAGA's own product governance policy and is available to clients who meet specific characteristics, with sufficient knowledge and experience in trading CFDs and the risk associated. This product would most commonly be used by persons who want to generally gain short term exposures to financial instruments/markets; are trading with funds they can afford to lose; have a diversified investment and savings portfolio; have a high-risk tolerance; and understand the risks involved.

#### Term

CFDs on cryptocurrencies do not have a fixed maturity/expiry date; hence there is no recommended holding period. You shall have sufficient funds to maintain the margin requirement to hold a position, otherwise the position will be auto closed. However, in case the account fall into the negative balance, retail clients have negative balance protection on their trading account.

## What are the risks and what could I get in return?



The summary risk indicator is a guide to the level of risk of this product compared to other products. It shows how likely it is that the product will lose money because of movements in the markets or because we are not able to pay you. We have classified this product as 7 out of 7, which is the highest risk class. This rates the potential losses from future performance at a very high level, as poor market conditions may impact our capacity to pay you. This risk is not considered in the indicator shown above.

We provide Negative Balance Protection to our clients, meaning that they will never be able to lose more funds than the amounts invested with us. Please note that there is no capital protection against market risk, credit risk or liquidity risk.

**Be aware of the currency risk.** You may receive payments in a different currency, so the final return you will get depends on the exchange rate between the two currencies. This risk is not considered in the indicator shown above.

This product does not include any protection from any future market performance so you could lose some or all your investment. However, you may benefit from the Investor Compensation funds (see the section 'what happens if we are unable to pay you'). The indicator shown above does not consider this protection.

You should carefully consider whether trading in leveraged products is appropriate for you.

## Performance Scenarios

***Market developments in the future cannot be accurately predicted. The scenarios shown are only an indication of some of the possible outcomes based on recent returns. Actual returns could be lower.***

The scenarios shown below illustrate how your investment could perform. You can compare them with the scenarios of other products. The scenarios presented are an estimate of future performance based on evidence from the past on how the value of this investment varies and are not an exact indicator. What you get will vary depending on how the market performs and how long you keep the investment/product. The stress scenario shows what you might get back in extreme market circumstances, and it does not take into account the situation where we are not able to pay you. CFDs are leveraged products, a trade could result to losses greater than the invested amount in an initial position but not the invested amount in general, considering the negative balance protection.

The following assumptions have been used to create the scenarios in **Table 1**:

| 3 CFDs on BTCUSD                               |               |
|--|---------------|
| DIA.P Price                                    | 8279.56       |
| Leverage (L)                                   | 1:1           |
| Margin % (M)                                   | 100%          |
| Notional Value (TN=MR x L)                     | 24,838.68 USD |
| Investment Size (margin requirement)           | 24,838.68 USD |
| Swap charge for holding 1 day Long/Short (USD) | -25/-20       |

**Table 1**

**NAGA Markets Europe Ltd.**

Licensed and regulated by CySEC (License No. 204/13)

Ariadnis 7, Moutayiaka, CY-4531 Limassol



| Long Trade (position held intraday) |                             |                |                 | Short Trade (position held intraday) |                             |                |                 |
|-------------------------------------|-----------------------------|----------------|-----------------|--------------------------------------|-----------------------------|----------------|-----------------|
| Scenario                            | Closing Price (inc. Spread) | Price Change % | Profit/Loss EUR | Scenario                             | Closing Price (inc. Spread) | Price Change % | Profit/Loss EUR |
| Stress                              | 3311.82                     | -60%           | - 14,903.2      | Stress                               | 13247.30                    | 60%            | - 14,903.2      |
| Unfavourable                        | 7451.60                     | -10%           | - 2,483.9       | Unfavourable                         | 9107.52                     | 10%            | - 2,483.9       |
| Moderate                            | 8362.36                     | 1%             | 248.4           | Moderate                             | 8196.76                     | -1.00%         | 248.4           |
| Favourable                          | 9107.52                     | 10%            | 2,483.9         | Favourable                           | 7451.60                     | -10%           | 2,483.9         |

The figures shown include all the costs of the product itself but may not include all the costs that you pay when you sell the product or to third party advising you about this product. The figures do not take into account your personal and local tax rate scheme, which may also affect how much you get back.

#### What happens if Naga Markets Europe Ltd is unable to pay you?

In the event of default of due to insolvency, you may lose the value of your investment. If the Company is not able to fulfill its financial obligations to you, you may be eligible for compensation from the Investor Compensation fund (ICF), which provides compensation for retail investors for eligible investment up to the amount of 20,000 EUR or 90% of the cumulative covered claims of the covered investor, whichever is lowest. Full details are available on [CySEC's website](#).

#### What are the costs?

Please take your time to familiarize yourself in the list below with all one-off, ongoing, and incidental costs for which you are liable before you begin to trade CFDs.

|                  |                               |   |
|------------------|-------------------------------|---|
| One off costs    | Spread                        | Spread is the difference between the prices with which you can buy and sell. For specific Forex spread cost, please use our trading calculator <a href="#">here</a> .   |
|                  | Commission                    | The commission you pay when you buy and sell an instrument.   |
|                  | Currency Conversion           | It is the cost of converting realised profit and losses, adjustments, fees and charges that are dominated in a currency other than the base currency of your trading account  |
| Ongoing costs    | Swap/rollover/Financing costs | It is a fee or swap cost for keeping your position overnight. Open positions are rolled over daily till you decide to close the positions. For specific Forex spread cost, please use our trading calculator <a href="#">here</a> . |
| Incidental costs | Transaction fees              | fees or charges imposed depending on the specific payment methods used.   |

#### How long should I hold it and can I take money out early?

##### Recommended holding period: N/A

This product does not have a minimum recommended holding period. Provided that we are open for trading you can enter and exit positions at any time, for as long as we keep this product available.

#### How can I complain?

If you wish to make a complaint at any time, you can send an email to [complaints@nagamarkets.com](mailto:complaints@nagamarkets.com) or submit the online form via the following link [here](#). Please refer to our [Complaints Handling Policy](#) available on our website. If you are not satisfied with our final response to your complaint, you may contact the Financial Ombudsman Service (see <http://www.financialombudsman.gov.cy>).

#### Other relevant information

Please read our Terms and Policies, such as Client Agreement, Order Execution policy, Risk Disclosure notice, Client categorization policy, available at [Regulation and License | NAGA \(nagamarkets.com\)](#) which contain important information regarding your investment account which should be read in conjunction with this document.

#### NAGA Markets Europe Ltd.

Licensed and regulated by CySEC (License No. 204/13)

Ariadnis 7, Moutayiaka, CY-4531 Limassol